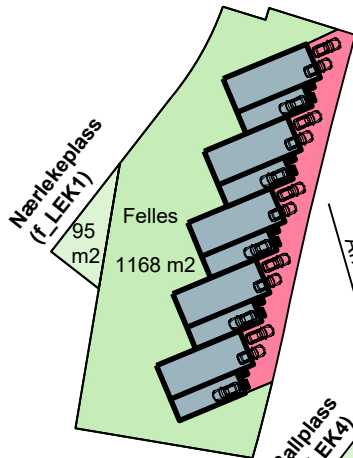


# MUA-DIAGRAM

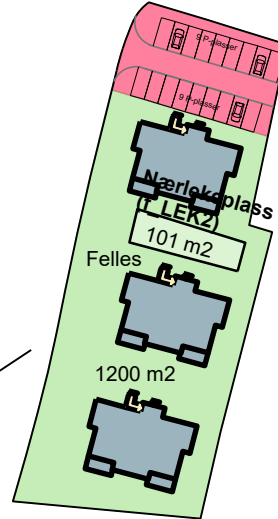
## B1 (10 boliger)

Ca. 162 m<sup>2</sup> uteareal per boenhet (hvorav > 70% av 150 m<sup>2</sup> på egen eiendom)



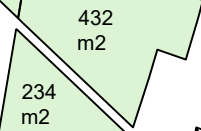
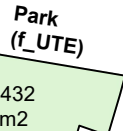
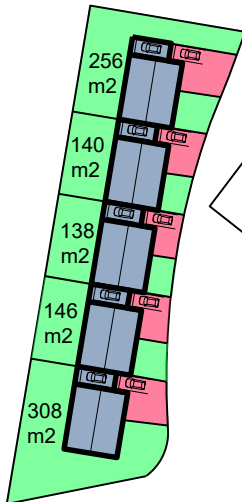
## B6 (12 boliger)

Ca. 150 m<sup>2</sup> uteareal per boenhet (hvorav > 70% av 100 m<sup>2</sup> på egen eiendom)



## B2 (5 boliger)

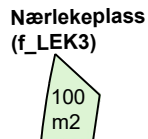
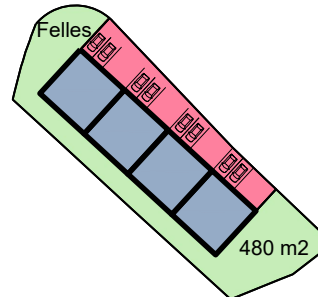
Minimum 185 m<sup>2</sup> uteareal per boenhet (hvorav > 70% av 150 m<sup>2</sup> på egen eiendom)



Ca. 36 m<sup>2</sup> uteareal per boenhet (1130 m<sup>2</sup> / 31)

## B4 (4 boliger)

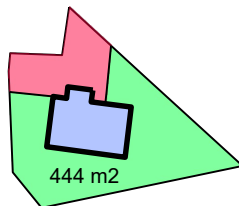
Ca. 167 m<sup>2</sup> uteareal per boenhet (hvorav > 70% av 150 m<sup>2</sup> på egen eiendom)



Ca. 11 m<sup>2</sup> uteareal per boenhet (100 m<sup>2</sup> / 9)

## B3 (1 bolig)

444 m<sup>2</sup> uteareal per boenhet



## B5 (1 bolig)

892 m<sup>2</sup> uteareal per boenhet

